

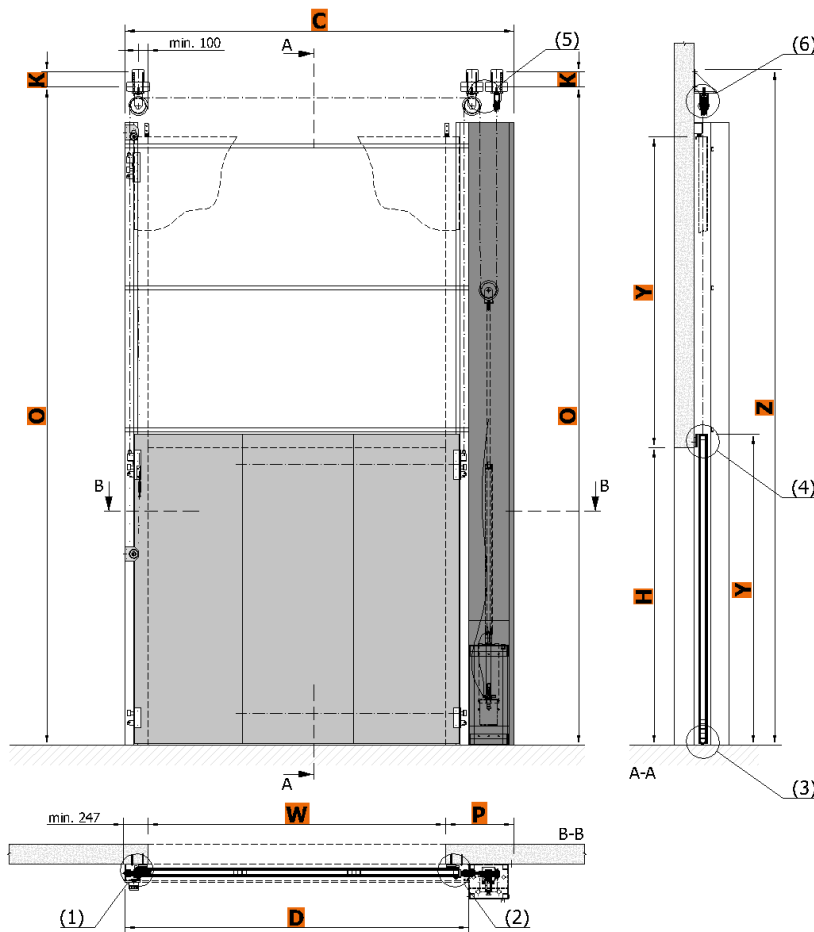


## TECHNICAL DATA SHEET VERTICALLY SLIDING FIRE GATES GGs EI 120

Technical data sheets serve to determine the basic space requirements of vertically sliding fire gates. Other dimensions or atypical demands can be solved upon request.

### GGs EI 120

### HYDRAULIC SYSTEM

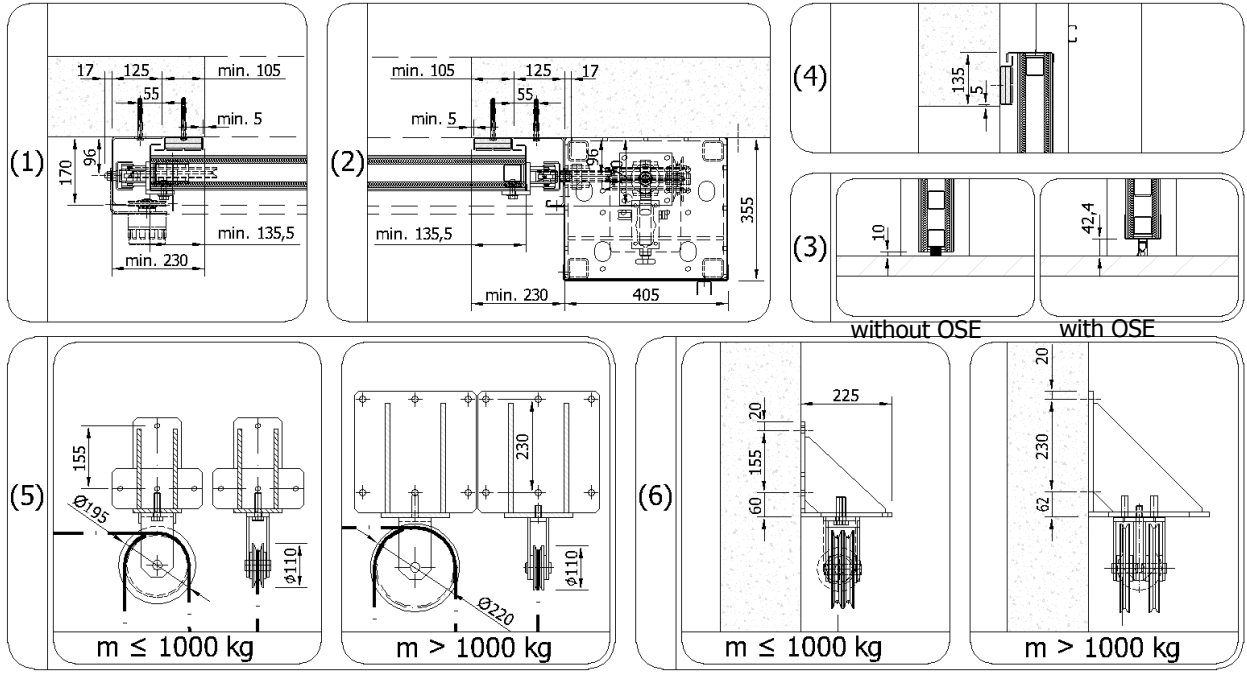


Minimum height  $H_{\min} = 2000$  mm. Smaller dimensions has to be consulted with producer.

<b>W</b>	opening width [mm]	<b>H</b>	opening height [mm]
<b>Y</b>	gate range	=	$H + 135$ mm
<b>D</b>	external pitch of guide tracks	=	$W + 2 \times \text{min. } 230$ mm (+ 2x 17 mm bolts)
<b>C</b>	overall width	=	$W + \text{min. } 247$ mm + P
<b>A</b>	vertical part of steel structure	=	$O - 60$ mm
<b>K</b>	pitch of bracket anchor points	=	( $m \leq 1000$ kg) => 155 mm; ( $m > 1000$ kg) => 230 mm
<b>O</b>	anchoring axis of pulley	=	$H + Y + \text{min. } 485$ mm
<b>P</b>	cover of hydraulic cylinder	=	685 mm
<b>Z</b>	overall height	=	( $m \leq 1000$ kg) => $O + 175$ ; ( $m > 1000$ kg) => $O_1 + 250$ mm
<b>E</b>	edge of steel structure	=	$P - 80$ mm

Average weight of gate leaf = 70 kg/m<sup>2</sup>

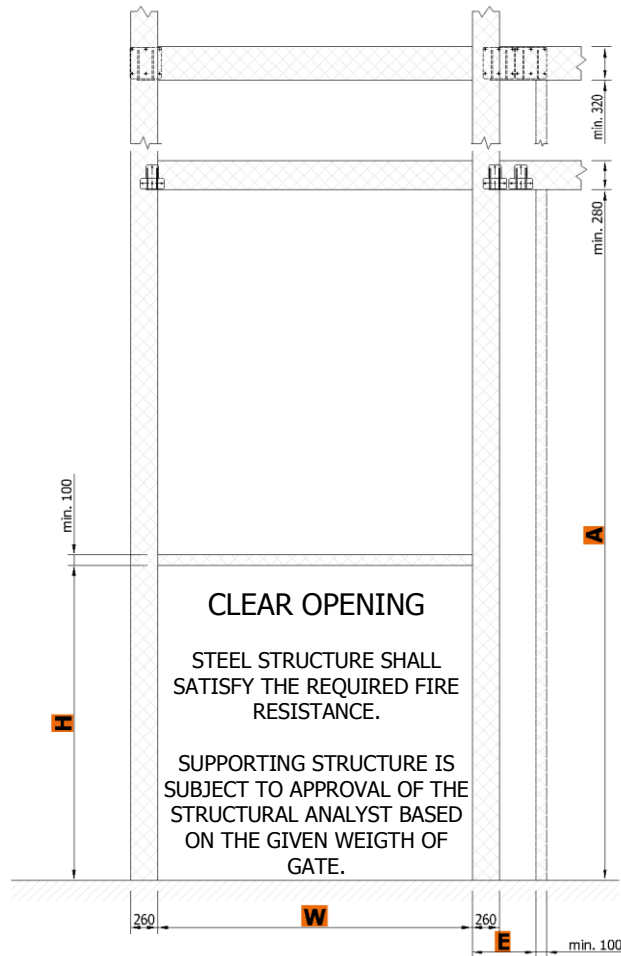




### Minimum required dimensions of steel structure

$m > 1000$  kg

$m \leq 1000$  kg



Construction readiness of the opening is secured by the customer according to the requirements of the contractor and depending on the type of jamb and lintel of the opening.

Anchor brackets can be fixed with anchor bolts (concrete, solid brick), or to anchor targets with bolts through wall (foam silicate, gas silicate or breeze (hollow) blocks), or to prepared steel structure with appropriate fire resistance (plasterboard wall, sandwich panels etc.). It is necessary to respect the flatness of the wall and the floor with a tolerance of max. 3 mm/m.

Technical changes reserved.

