

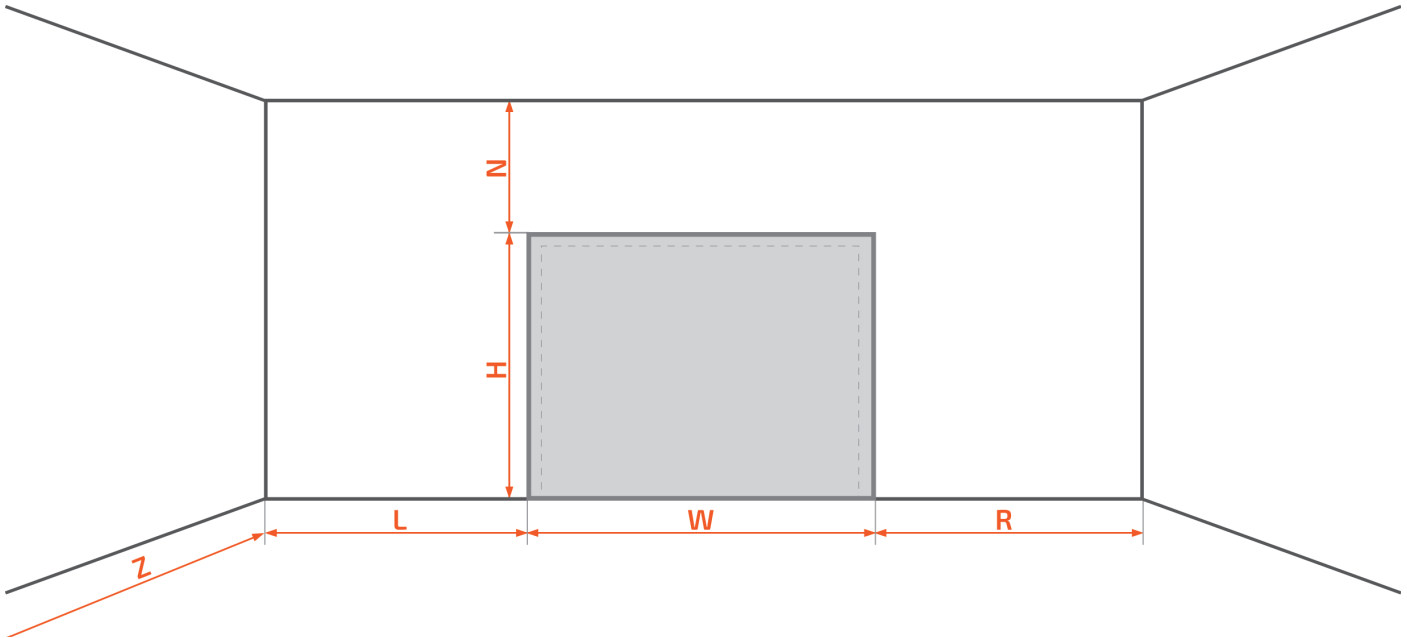
ORDER FORM FOR FIRE GATES OGS

CUSTOMER

PROJECT NAME

EXPECTED DATE OF DELIVERY

PROJECT/OFFER NUMBER



GATE NR.

DIMENSIONS

W	opening width	mm
H	opening height	mm
L	space on the left	mm
R	space on the right	mm
N	lintel	mm
Z	space in front of the wall	mm
	other	

HAND SKETCH

(use in case of more complex conditions, where the standard rough drawing is not sufficient)

NOTE Files for download (catalogues, data sheets, installation manuals, technical manuals...)

ORDER FORM FOR FIRE GATES OGS

CUSTOMER

PROJECT NAME

EXPECTED DATE OF DELIVERY

PROJECT/OFFER NUMBER

NECESSARY ITEMS TO FILL IN

OPENING DIMENSIONS

opening dimensions	opening width	mm
	opening height	mm
dimensions according to the dims. sheet		

FIRE RESISTANCE

EI	EW
----	----

TYPE OF SECTIONAL GATE

standard lintel (900 mm)		pcs
high-lift lintel with height (>900 mm)	mm	pcs
vertical lintel (fully vertical without horizontal part)		pcs
low-lift lintel with additional shaft for motor in open position (750 - 899 mm)		pcs

CONTROL

motor	electric self-closing STANDARD shaft motor SI and control box FS Tronic DES-FI
	electric self-closing shaft motor SI and control box TS 97x <i>(necessary guaranteed power supply)</i>
	gravity self-closing chain motor FS and control box FS Tronic DES-FS
motor position	left right
other	

SURFACE

BASIC (gate leaf in selected surface finish, other components galvanized)
PLUS (other components in RAL)

SURFACE FINISH

galvanized
RAL standard
RAL other
INOX AISI 304 SB+P (consult with producer)

NOTE request for drawing of steel structure

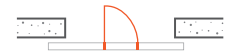
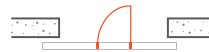
OPTIONAL ACCESSORIES

PASSAGE DOOR

standard dimensions (passage door with low threshold min. 30 mm)	900 x 2000 mm
---	---------------

OPENING ORIENTATION OF PASSAGE DOOR (possible only to the wall)

Pd2 - left, to the opening	Pd3 - right, to the opening
----------------------------	-----------------------------



FITTINGS OF PASSAGE DOOR

panic lock NEMEF 1769
standard lock FAB
other

DOOR CLOSER

FAB DC 340 (standard)

FRAME + BOTTOM SEALING

rubber (frame + bottom) sealing
other

WINDOW

horizontal 500 x 300 mm	pcs
----------------------------	-----

SAFETY EDGE

BATTERY MODULE

DETECTION/WARNING LIGHTS

smoke detector + base	pcs
heat detector + base	pcs
combined detector + base	pcs
warning light (flash + siren)	pcs

OTHER

SIGNATURE, STAMP

DATE